

Scaled data based on original data using
LM-79-08 Approved Method: Electrical and Photometric Measurements of Solid-
State Lighting Products

Test Report Prepared for
Cooper Lighting Solutions
(formerly Eaton)

Brand: McGRAW-EDISON

Report Number: P943443

Luminaire Tested: **GALN-SB7D-935-U-T1**

Issue Date: 1/21/2025

Test Information

Test Method: LM-79-08
Report Number: P943443
TEST IS SCALED FROM IESNA LM-79-08 TEST DATA (G2-2405-108-2)
Test Lab: INNOVATION CENTER
Issue Date: 1/21/2025
Manufacturer: COOPER LIGHTING SOLUTIONS (FORMERLY EATON)
Product Line: McGRAW-EDISON
Catalog Number: GALN-SB7D-935-U-T1
Description: GALLEON AREA AND ROADWAY HIGH DENSITY LED LUMINAIRE
(7) 90 CRI, 3500K, 900mA LIGHTSQUARES WITH 26 LEDS EACH AND TYPE I OPTICS
Light Source: -
Ballast/Driver: -

Summary

Lumens per Lamp: N/A
Luminaire Lumens: 49803 lumens
Efficiency: N/A
Efficacy: 97.1 lumens/watt
Luminous Opening: Rectangular (W 1.5' x L: 1.5' x H: 0')
IES Classification: Type I - Short
BUG Rating: B5 - U0 - G5

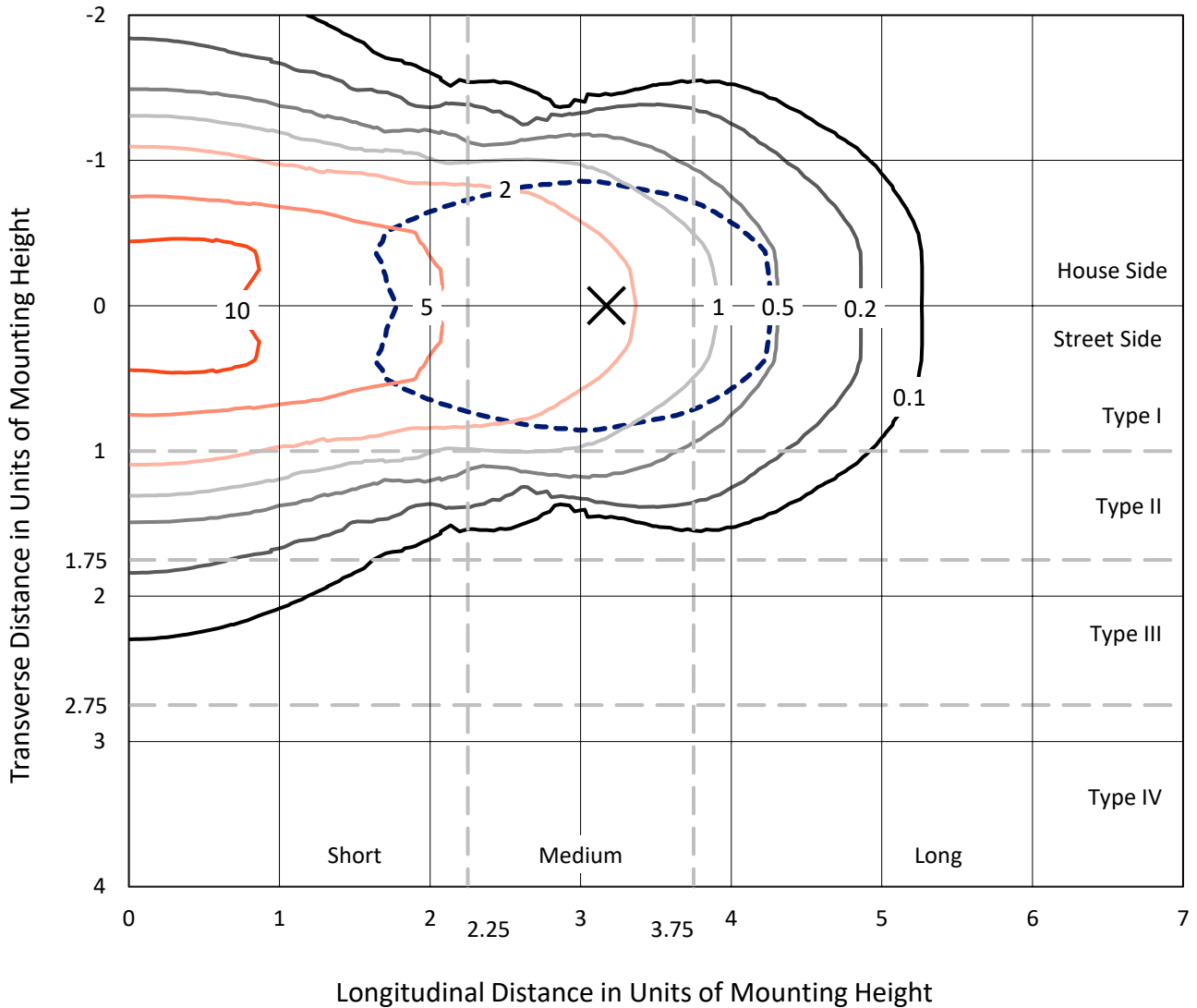
Input Watts (W): 512.8
Input Voltage (V): NR
Input Current (Ain): NR
Voltage Rise (V): NR
Power Factor: NR
Total Harmonic Distortion (THDi): NR
Frequency (hertz): 60
Stabilization Time: NR
Operation Time: NR
Ambient Temperature (°C): NR
Test Distance: 24 FT



REPORT NUMBER: P943443
 CATALOG NUMBER: GALN-SB7D-935-U-T1

Iso-Footcandle Lines of Horizontal Illumination

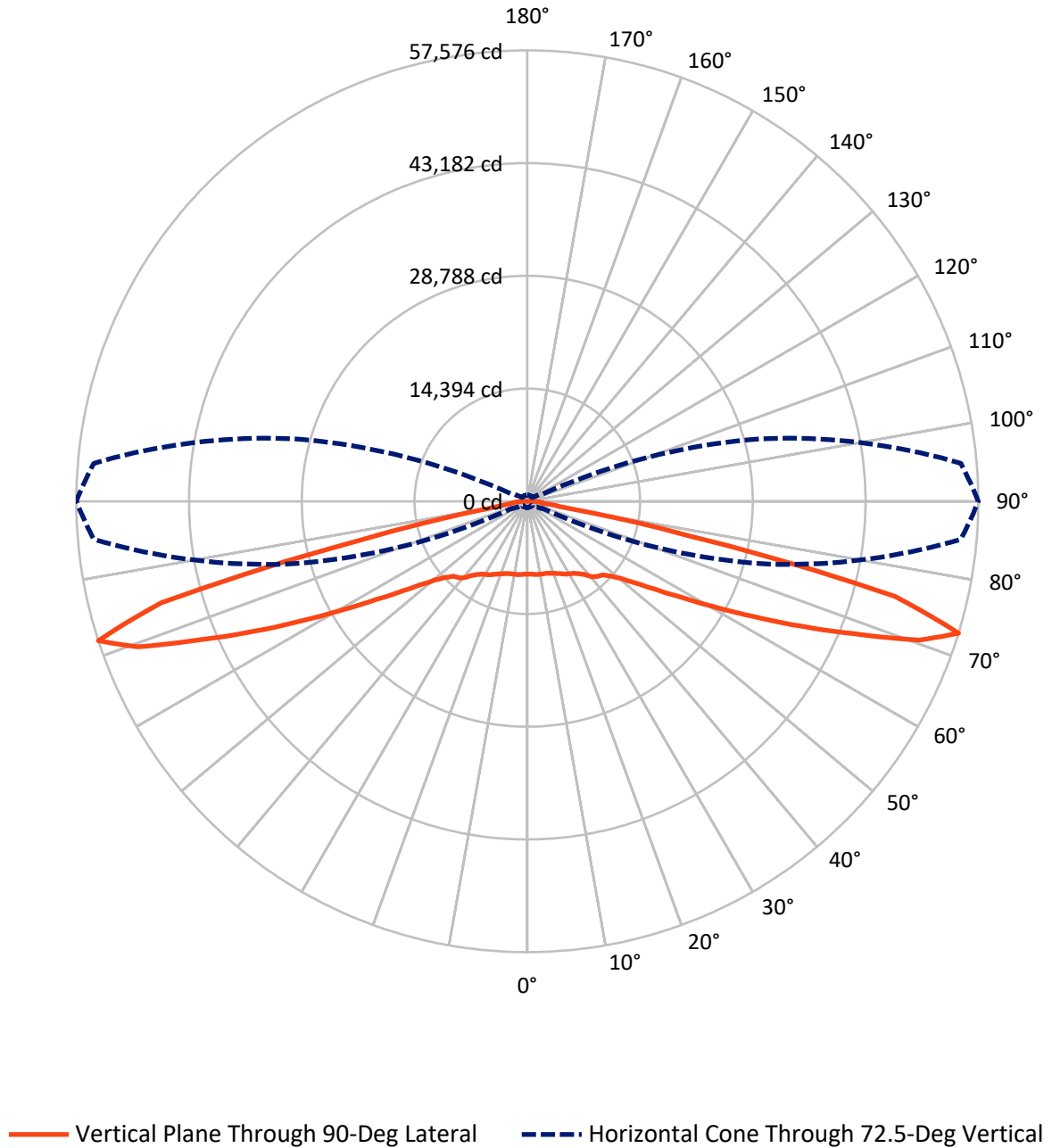
✕ Max cd
 - - - 1/2 Max cd



Based on 25 foot mounting height. Maximum calculated value = 14.9 fc
 Type I - Short - N/A

REPORT NUMBER: P943443
CATALOG NUMBER: GALN-SB7D-935-U-T1

Luminous Intensity Polar Plot



REPORT NUMBER: P943443

CATALOG NUMBER: GALN-SB7D-935-U-T1

FLUX DISTRIBUTION:

		Downward	Upward	Total
House Side	Lumens	24901.5	0.0	24901.5
	% Fixture	50.0	0.0	50.0
Street Side	Lumens	24901.5	0.0	24901.5
	% Fixture	50.0	0.0	50.0
Total	Lumens	49803.0	0.0	49803.0
	% Fixture	100.0	0.0	100.0

ZONAL LUMENS:

Zone	Lumens	% Fixture
0°-10°	902.3	1.8
10°-20°	2759.0	5.5
20°-30°	4600.4	9.2
30°-40°	6327.0	12.7
40°-50°	7727.0	15.5
50°-60°	8937.1	17.9
60°-70°	10656.0	21.4
70°-80°	7437.2	14.9
80°-90°	456.8	0.9
90°-100°	0.0	0.0
100°-110°	0.0	0.0
110°-120°	0.0	0.0
120°-130°	0.0	0.0
130°-140°	0.0	0.0
140°-150°	0.0	0.0
150°-160°	0.0	0.0
160°-170°	0.0	0.0
170°-180°	0.0	0.0
0°-90°	49803.0	100.0
0°-180°	49803.0	100.0

Coefficient of Utilization



REPORT NUMBER: P943443

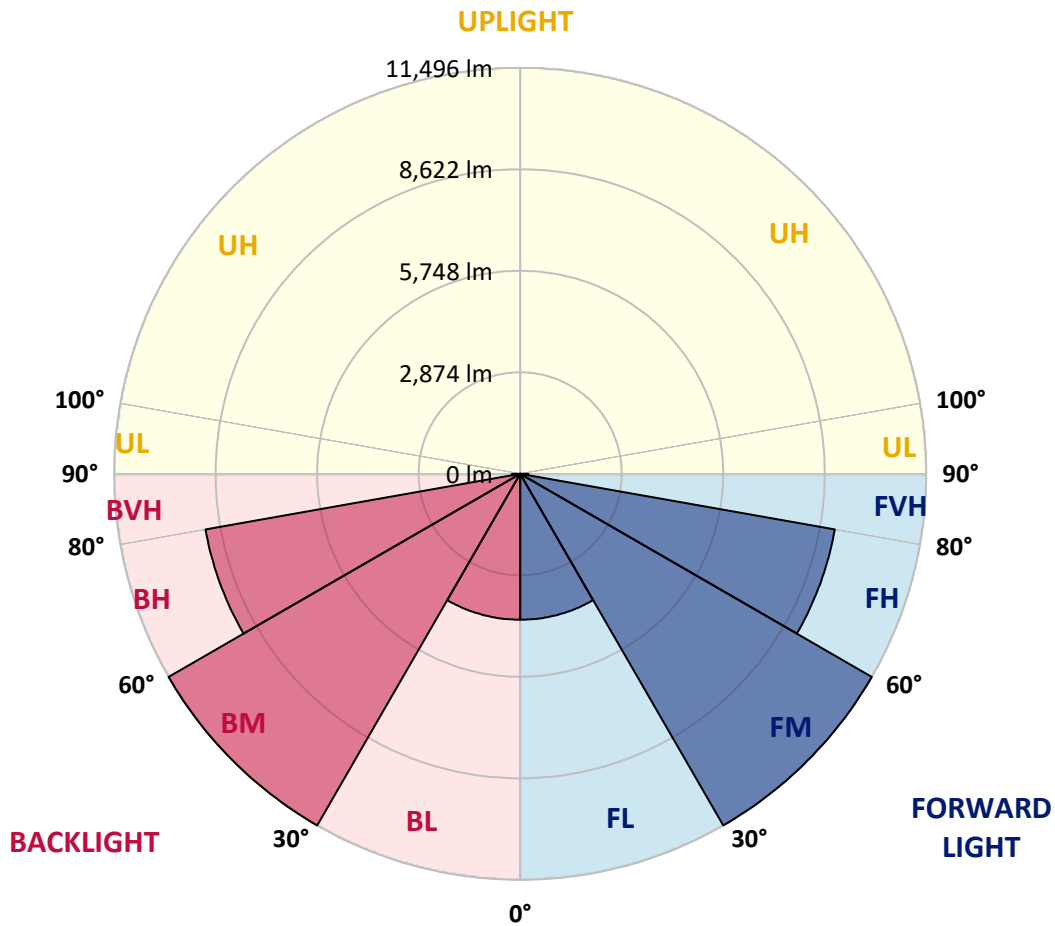
CATALOG NUMBER: GALN-SB7D-935-U-T1

LUMINAIRE CLASSIFICATION SYSTEM LUMEN TABLE AND BUG RATING:

Zone	Lumens	% Fixture	Zone Rating/Lumen Limit		
			B	U	G
FL (0°-30°)	4130.9	8.3			
FM (30°-60°)	11495.6	23.1			
FH (60°-80°)	9046.6	18.2			G4/12000
FVH (80°-90°)	228.4	0.5			G3/500
BL (0°-30°)	4130.9	8.3	B4/5000		
BM (30°-60°)	11495.6	23.1	B5		
BH (60°-80°)	9046.6	18.2	B5		G5
BVH (80°-90°)	228.4	0.5			G3/500
UL (90°-100°)	0.0	0.0		U0/0	
UH (100°-180°)	0.0	0.0		U0/0	

BUG Rating: B5-U0-G5

Type I Short



REPORT NUMBER: P943443

CATALOG NUMBER: GALN-SB7D-935-U-T1

CANDELA DISTRIBUTION (FULL):

	0°	5°	15°	25°	35°	45°	55°	65°	75°	85°
0°	9306.2	9306.2	9306.2	9306.2	9306.2	9306.2	9306.2	9306.2	9306.2	9306.2
2.5°	9314.2	9324.7	9324.7	9316.8	9335.3	9319.5	9319.5	9311.5	9319.5	9311.5
5°	9361.8	9375.0	9380.3	9377.7	9401.5	9388.3	9388.3	9377.7	9380.3	9372.4
7.5°	9451.8	9470.3	9480.9	9494.1	9528.5	9512.7	9502.1	9470.3	9457.1	9435.9
10°	9480.9	9502.1	9536.5	9605.3	9684.7	9687.4	9655.6	9576.2	9515.3	9467.7
12.5°	9390.9	9420.0	9491.5	9631.8	9809.1	9880.6	9830.3	9697.9	9578.8	9494.1
15°	9277.1	9308.9	9417.4	9629.1	9891.2	10057.9	10052.6	9877.9	9687.4	9555.0
17.5°	9099.8	9131.5	9287.7	9584.1	9954.7	10230.0	10304.1	10124.1	9856.8	9679.4
20°	8779.5	8808.6	9025.7	9441.2	9975.9	10412.6	10605.8	10447.0	10113.5	9872.6
22.5°	8363.9	8408.9	8663.0	9195.0	9925.6	10603.2	10949.9	10841.4	10412.6	10079.1
25°	7919.3	7966.9	8263.4	8893.3	9795.9	10740.8	11357.5	11288.7	10751.4	10335.8
27.5°	7535.5	7585.8	7908.7	8594.2	9594.7	10793.7	11759.8	11794.2	11161.6	10619.0
30°	7233.8	7281.4	7625.5	8353.4	9335.3	10740.8	12111.8	12350.1	11579.8	10865.2
32.5°	6902.9	6963.8	7326.4	8059.6	9028.3	10613.7	12418.9	12950.9	12064.2	11129.9
35°	6484.7	6540.3	6921.4	7657.2	8626.0	10409.9	12675.6	13617.9	12757.7	11532.2
37.5°	5976.5	6029.5	6407.9	7154.4	8226.3	10124.1	12871.5	14369.6	13583.5	12111.8
40°	5465.7	5516.0	5870.6	6593.2	7747.2	9758.8	12940.3	15105.4	14531.0	12908.5
42.5°	4997.2	5042.2	5367.7	6040.0	7209.9	9293.0	12850.3	15745.9	15380.7	13464.4
45°	4565.8	4605.5	4894.0	5521.3	6651.5	8726.6	12580.3	16434.1	16391.8	13861.4
47.5°	4073.5	4113.2	4412.2	5018.4	6093.0	8062.2	12122.4	17111.7	17797.2	14761.3
50°	3472.6	3507.0	3814.1	4438.7	5513.3	7355.5	11487.2	17643.7	19570.6	16124.4
52.5°	2760.6	2797.7	3096.8	3721.4	4825.2	6595.9	10650.8	17990.4	21619.2	18114.8
55°	2053.9	2080.4	2339.8	2900.9	3972.9	5730.4	9602.7	18088.4	23943.1	20835.8
57.5°	1490.2	1506.0	1672.8	2091.0	3012.1	4647.8	8329.5	17834.3	26709.1	24324.3
60°	1206.9	1212.2	1262.5	1447.8	2093.6	3425.0	6791.7	16960.8	29710.5	28821.2
62.5°	1095.8	1095.8	1109.0	1159.3	1416.0	2260.4	4931.0	15150.4	32929.1	34503.9
65°	1019.0	1019.0	1024.3	1048.1	1117.0	1439.9	3112.7	12201.8	35642.1	41160.7
67.5°	950.2	952.9	950.2	958.1	997.9	1064.0	1805.1	8427.5	37103.1	48058.3
70°	878.7	884.0	870.8	870.8	902.6	905.2	1130.2	4621.3	35890.9	53838.9
72.5°	794.0	802.0	780.8	775.5	799.3	788.8	849.6	2218.0	30814.3	55564.7
75°	719.9	730.5	682.9	669.6	669.6	661.7	690.8	1138.1	19999.4	45326.8
77.5°	653.8	674.9	598.2	555.8	545.2	521.4	563.8	696.1	8747.7	21280.4
80°	540.0	569.1	492.3	442.0	423.5	397.0	444.7	487.0	2601.8	4941.6
82.5°	402.3	415.6	349.4	315.0	299.1	280.6	333.5	338.8	847.0	1749.5
85°	256.7	262.0	214.4	185.3	177.3	169.4	211.7	185.3	322.9	1286.4
87.5°	90.0	103.2	82.1	74.1	79.4	66.2	97.9	55.6	90.0	907.9
90°	0.0	0.0	0.0	0.0	0.0	0.0	0.0	0.0	0.0	0.0

(END C

90°

9306.2
9311.5
9372.4
9435.9
9459.7
9480.9
9533.8
9650.3
9827.6
10018.2
10251.1
10529.0
10735.5
10965.8
11349.6
11868.3
12649.1
13130.9
13411.4
14242.5
15473.3
17312.8
19832.6
23061.7
27230.5
32373.2
38466.2
45149.4
53074.0
57576.3
48481.8
20838.4
4732.5
1977.2
1868.7
1124.9
0.0

OF REPORT)